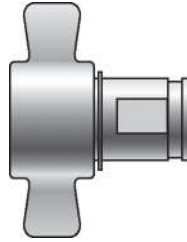









### Female (Brass) - Wing Nut (Cast Iron)



Descr.	Prod. No.				Weight (Lbs.)
		"			
12FQW-12FP	7252-88585	3/4-14	3000	9000	1.21
16FQW-16FP	7252-88595	1-11 1/2	3000	9000	1.80
20FQW-20FP	7252-88605	1 5/8-12	2750	8250	2.75
24FQW-24FP	7252-88615	1 7/8-12	2500	7500	3.54

### Male (Brass) - Less Flange



Descr.	Prod. No.				Weight (Lbs.)
		"			
12MQW-12FP	7252-88525	3/4-14	3000	9000	.74
16MQW-16FP	7252-88535	1-11 1/2	3000	9000	1.22
20MQW-20FP	7252-88545	1 5/8-12	2750	8250	1.65
24MQW-24FP	7252-88555	1 7/8-12	2500	7500	2.50

### Dust Cap



Descr.	Prod. No.	Weight (Lbs.)
12QWDC	7252-88705	.34
16QWDC	7252-88715	.38
20QWDC	7252-88725	.39
24QWDC	7252-88735	.60

HOSE
HOSE/CPLG. SELECTION
G8K COUPLINGS
GLOBALSPIRAL COUPLINGS
PCM / PCS FERRULES
MEGACRIMP COUPLINGS
STAINLESS STEEL
POWER CRIMP COUPLINGS
LOC, GL AND GLP COUPLINGS
POLARSEAL COUPLINGS
POLARSEAL II COUPLINGS
C14 COUPLINGS
PCTS THERMOPLASTIC COUPLINGS
FIELD ATTACHABLE G1 & G2 COUPLINGS
FIELD ATTACHABLE C5 & C5E COUPLINGS
SURELOK AIR BRAKE COUPLINGS
ADAPTERS
QUICK DISCONNECT COUPLERS
LIVE SWIVEL
BALL VALVES
ACCESSORIES
EQUIPMENT AND PARTS

### Dust Plug



Descr.	Prod. No.	Weight (Lbs.)
12QWDP	7252-88645	.65
16QWDP	7252-88655	.77
20QWDP	7252-88665	1.06
24QWDP	7252-88675	1.86

HOSE
HOSE/CPLG. SELECTION
G8K COUPLINGS
GLOBAL SPIRAL COUPLINGS
PCM / PCS FERRULES
MEGACRIMP COUPLINGS
STAINLESS STEEL
POWER CRIMP COUPLINGS
LOC, GL AND GLP COUPLINGS
POLARSEAL COUPLINGS
POLARSEAL II COUPLINGS
C14 COUPLINGS
PCTS THERMOPLASTIC COUPLINGS
FIELD ATTACHABLE G1 & G2 COUPLINGS
FIELD ATTACHABLE C5 & C5E COUPLINGS
SURELOK AIR BRAKE COUPLINGS
ADAPTERS
QUICK DISCONNECT COUPLERS
LIVE SWIVEL
BALL VALVES
ACCESSORIES
EQUIPMENT AND PARTS