

HOSE

HOSE/CPLG.
SELECTION

G8K COUPLINGS

GLOBAL SPIRAL
COUPLINGS

PCM / PCS
FERRULES

MEGACRIMP
COUPLINGS

STAINLESS
STEEL

POWER CRIMP
COUPLINGS

LOC, GL AND GLP
COUPLINGS

POLARSEAL
COUPLINGS

POLARSEAL II
COUPLINGS

C14 COUPLINGS

PCTS
THERMOPLASTIC
COUPLINGS

FIELD
ATTACHABLE G1
& G2 COUPLINGS

FIELD
ATTACHABLE C5
& C5E
COUPLINGS

SURELOK AIR
BRAKE
COUPLINGS

ADAPTERS

QUICK
DISCONNECT
COUPLERS

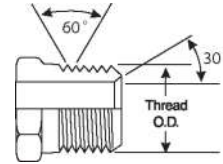
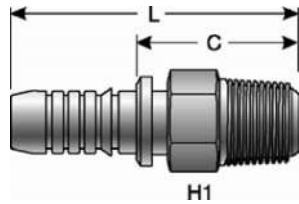
LIVE SWIVEL

BALL VALVES

ACCESSORIES

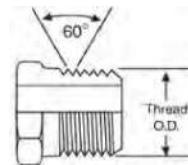
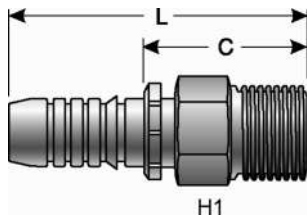
EQUIPMENT AND
PARTS

Male Pipe (NPTF - 30° Cone Seat)



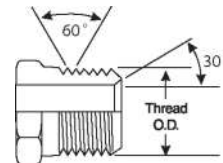
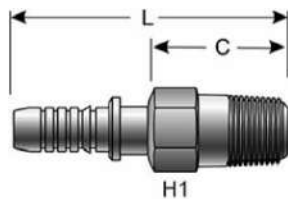
Descr.	Prod. No.	⊖		H1	L		C		Weight (Lbs.)	
		"	mm		"	mm	"	mm		
24GSP-24MP	7347-20725	1 1/2	38.1	1 1/2-11 1/2	2	5.24	133.1	2.34	59.4	1.30
32GSP-32MP	7347-20795	2	50.8	2-11 1/2	2.50	6.05	153.7	2.43	61.7	2.30

API Line Pipe Connection



Descr.	Prod. No.	⊖		H1	L		C		Weight (Lbs.)	
		"	mm		"	mm	"	mm		
24GSP-24MPAPI	7347-85665	1 1/2	38.1	1 1/2-11 1/2	2	5.45	138.4	2.65	67.3	2.25
32GSP-32MPAPI	7347-85415	2	50.8	2-11 1/2	2.50	7.90	200.7	4.28	108.7	3.50

Male Pipe (NPTF - 30° Cone Seat) - Long Hex



Descr.	Prod. No.	⊖		H1	L		C		Weight (Lbs.)	
		"	mm		"	mm	"	mm		
24GSP-24MPLH	7347-20745	1 1/2	38.1	1 1/2-11 1/2	2	6.29	159.8	3.40	86.4	1.97